CYLINDERS ISO 6432 - STAINLESS STEEL
VERINS ISO 6432 - ACIER INOXYDABLE
CILINDRI ISO 6432 - ACCIAIO INOX

MX series cylinders are entirely made in stainless steel. They are ideal for the food and pharmaceutical industry and are available with three different bores: 16-20-25 mm. Both front and rear heads are fixed to the tube through a rolling process. They are available in different versions, single or double effect, magnetic, cushioned.
A complete range of fixing accessories is available, and the production of customized cylinders on drawing is possible.

La série des microvérins MX est entièrement en inox. Idéale pour l'industrie alimentaire, est disponible dans les tailles 16-20-25 mm. Le nez et le fond sont sertis sur le tube. Plusieurs versions: simple ou double effet, magnétique et amorti. Une gamme complète de fixations en inox est disponible pour cette série. Sur demande, il est possible de créer des versions spéciales.

La serie di cilindri MX è completamente in acciaio inox. Ideali per applicazioni nel settore alimentare e farmaceutico, vengono realizzati in tre diametri 16-20-25. Anche in questa versione le testate sono fissate alla camicia mediante rullatura. Sono disponibili differenti versioni, semplice e doppio effetto, magnetico e ammortizzato. Su richiesta è possibile realizzare soluzioni speciali.

ORDERING CODE / **CODIFICATION** / *CHIAVE DI CODIFICA*

M X 0 0 1 0 0 0 0 0

- Stroke / **Course** / *Corsa*
- Ø cylinder / **Ø vérin** / *Ø cilindro*
- VERSION / **VERSION** / *VERSIONE*
  - 01=double acting magnetic / **double effet magnétique** / *doppio effetto magnetico*
  - 03=d.a. through rod magnetic / **d.e. tige traversante magnétique** / *d.e. stelo passante magnetico*
  - 05=double acting magnetic cushioned / **double effet magnétique amorti** / *doppio effetto magnetico ammortizzato*
  - 07=d.a. through rod magnetic cushioned / **d.e. tige traversante magnétique amorti** / *d.e. stelo passante magnetico ammortizzato*

VERSION / **VERSIONE** / *VERSION*

STANDARD STROKES / **COURSE STANDARD** / *CORSE STANDARD*

Double acting / **Double effet** / *Doppio effetto*

Ø16	mm 10-25-50-80-100-125-160-200-250-320-400-500
Ø20	mm 10-25-50-80-100-125-160-200-250-320-400-500
Ø25	mm 10-25-50-80-100-125-160-200-250-320-400-500

Cushioning / **Avec amortissement** / *Ammortizzato*

Ø20	mm 10-25-50-80-100-125-160-200-250-320
Ø25	mm 10-25-50-80-100-125-160-200-250-320-400-500

TECHNICAL DATA / **DONNÉES TECHNIQUES** / *DATI TECNICI*

Fluid / **Fluide** / *Fluido*	Lubricated or non lubricated air / **Air lubrifié ou non lubrifié** / *Aria con o senza lubrificazione*
Operating temperature range / **Température d'utilisation** / *Temp. di esercizio*	-20°C / +80°C
Max operating pressure / **Pression maximum** / *Pressione massima di esercizio*	10 bar
Force / **Force** / *Forze sviluppate*	Technical informations page / **Page informations techniques** / *Pagina dati tecnici*
Air consumption / **Consommation d'air** / *Consumo aria*	Technical informations page / **Page informations techniques** / *Pagina dati tecnici*

COMPONENTS / **COMPOSANTS** / *COMPONENTI*

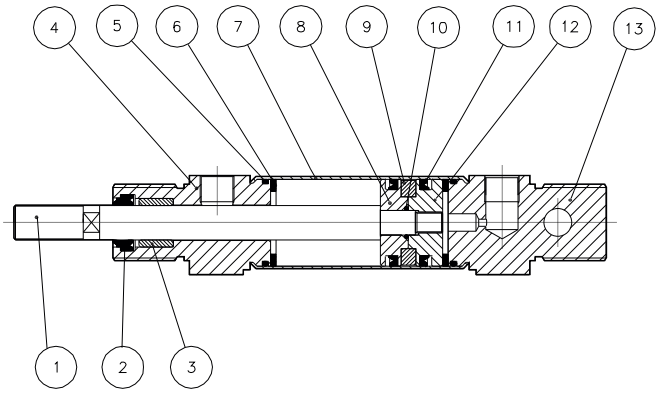

pos.	description / **description** / *descrizione*	material / **matière** / *materiale*
1	rod / **tige** / *stelo*	stainless steel AISI 316 / **acier AISI 316** / *acciaio inox 316*
2	rod seal / **joints tige** / *guarnizione stelo*	polyurethane / **polyuréthane** / *poliuretano*
3	guide bush / **bague guidage** / *bussola guida*	bronze / **bronze** / *bronzo*
4	front cap / **fond antérieur** / *testata anteriore*	stainless steel AISI 304 / **acier AISI 304** / *acciaio inox 304*
5	o-ring / **joint torique**	NBR
6	bumper / **butoir** / *paracolpo*	NBR
7	tube / **tube** / *tube*	stainless steel AISI 304 / **acier AISI 304** / *acciaio inox 304*
8	piston / **piston** / *pistone*	brass / **laiton** / *ottone*
9	magnet / **aimant** / *magnete*	plastoferrite
10	o-ring / **joint torique**	NBR
11	seal piston / **joints piston** / *guarnizione pist.*	polyurethane / **polyuréthane** / *poliuretano*
12	piston / **piston** / pistone	brass / **laiton** / *ottone*
13	rear cap / **fond postérieur** / *testata post.*	stainless steel AISI 304 / **acier AISI 304** / *acciaio inox 304*

Double acting magnetic
Double effet magnétique
Doppio effetto magnetico

CODE: MX011.Ø.mm



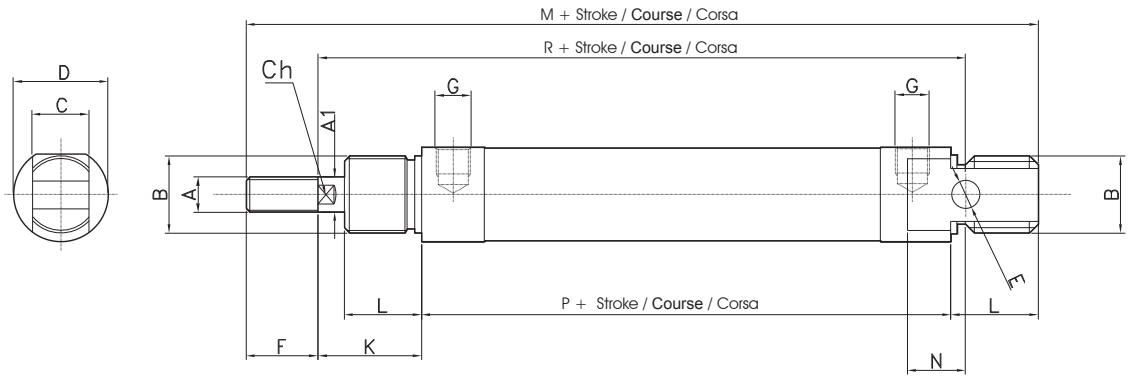

Ø	A	A1	B	C	D	E	F	G	K	L	M	N	P	R	CH
16	M6	6	M16x1.5	12	19	6	16	M5	22	18	109	9	53	82	5
20	M8	8	M22x1.5	16	27	8	20	1/8 G	24	20	131	12	67	95	7
25	M10x1.25	10	M22x1.5	16	30	8	22	1/8 G	28	22	140	12	68	104	9

Double acting through rod magnetic
Double effet tige traversante magnétique
Doppio effetto stelo passante magnetico

CODE: MX031.Ø.mm

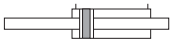

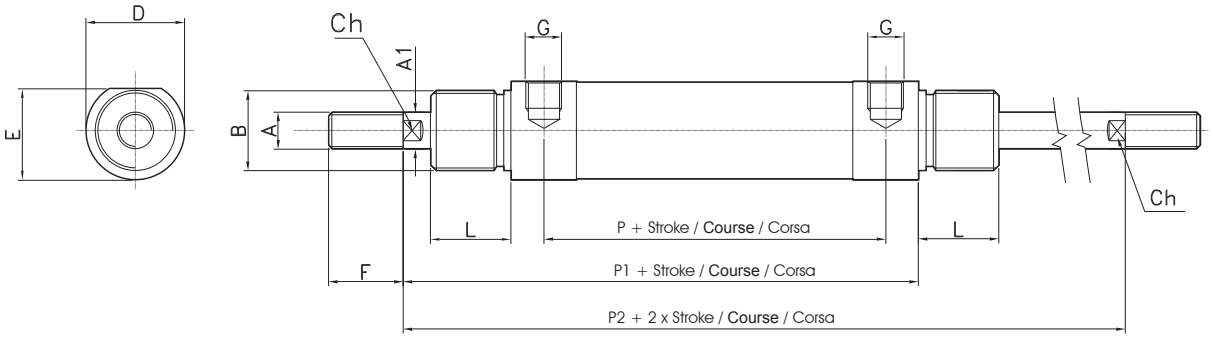

Ø	A	A1	B	D	E	F	G	L	P	P1	P2	CH
16	M6	6	M16x1.5	19	18	16	M5	18	43	75.5	97.5	5
20	M8	8	M22x1.5	27	25.5	20	1/8" G	20	51.5	92	116	7
25	M10x1.25	10	M22x1.5	30	28.5	22	1/8" G	22	52	97	125	9

Double acting magnetic cushioned
Double effet magnétique amorti
Doppio effetto magnetico ammortizzato

CODE: MX051.Ø.mm

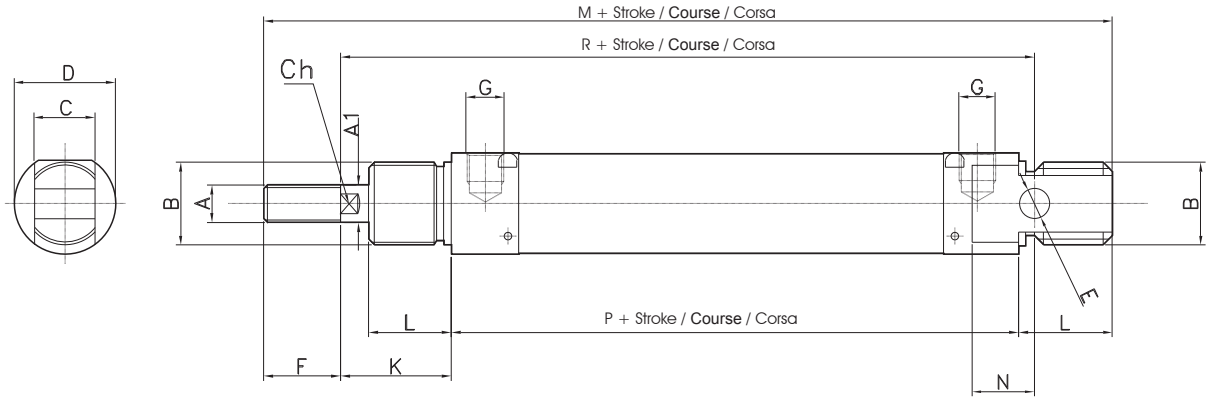

Ø	A	A1	B	C	D	E	F	G	K	L	M	N	P	R	CH
20	M8	8	M22x1.5	16	27	8	20	1/8 G	24	20	131	12	67	95	7
25	M10x1.25	10	M22x1.5	16	30	8	22	1/8 G	28	22	140	12	68	104	9

D.A. through rod magnetic cushioned
D.E. tige traversante magnétique amorti
D.E. stelo passante magnetico ammortizzato

CODE: MX071.Ø.mm

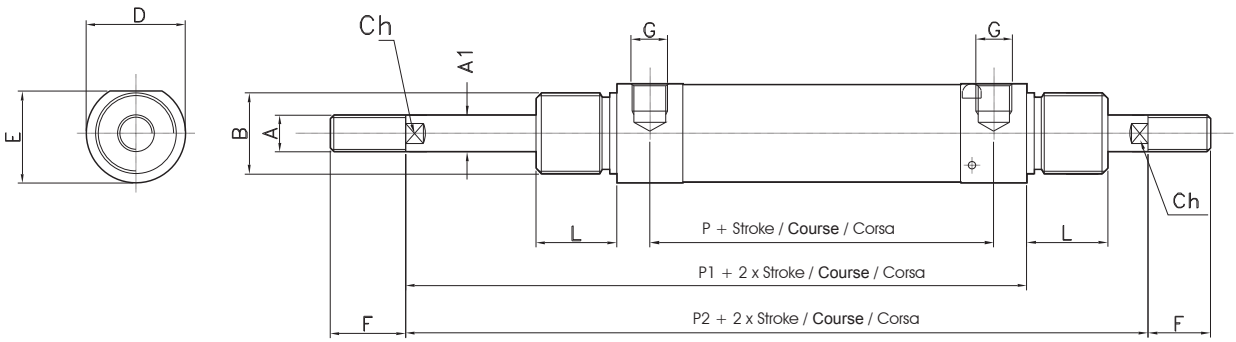

Ø	A	A1	B	D	E	F	G	L	P	P1	P2	CH
20	M8	8	M22x1.5	27	25.5	20	1/8" G	20	51	91	115	7
25	M10x1.25	10	M22x1.5	30	28.5	22	1/8" G	22	52	96	124	9

PEDESTAL
EQUERRE
PIEDINO

Material: Stainless steel AISI 304
Matière: Inox AISI 304
Materiale: Inox AISI 304

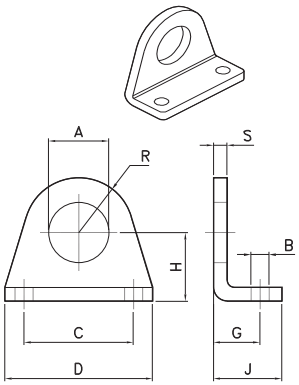

CODE	Ø
AR416116	16
AR416120	20-25

Ø	A	B	C	D	G	H	J	R	S
8-10	12	4.5	25	35	11	16	16	10	3
12-16	16	5.5	32	42	14	20	20	12.5	4
20-25	22	6.6	40	54	17	25	25	20	5

FLANGE
BRIDE
FLANGIA

Material: Stainless steel AISI 304
Matière: Inox AISI 304
Materiale: Inox AISI 304

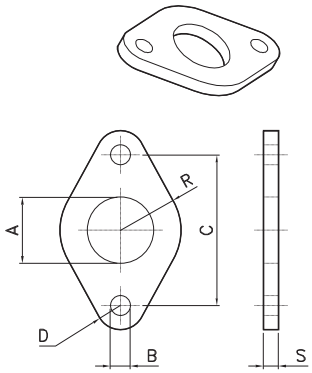

CODE	Ø
AR416216	16
AR416220	20-25

Ø	A	B	C	D	R	S
8-10	12	4.5	30	5	11	3
12-16	16	5.5	40	6	15	4
20-25	22	6.6	50	8	20	5

FEMALE HINGE
CHARNIERE FEMELLE
CERNIERA FEMMINA

Material: Stainless steel AISI 304
Matière: Inox AISI 304
Materiale: Inox AISI 304

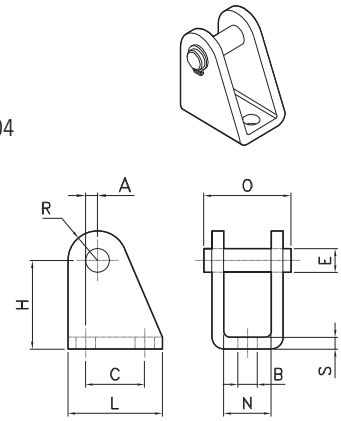

CODE	Ø
AR416316	16
AR416320	20-25

Ø	B	E	C	H	L	N	O	R	S
8-10	4.5	4	12.5	24	20	8.1	17	5	2.5
12-16	5.5	6	15	27	25	12.1	23	7	3
20-25	6.6	8	20	30	32	16.1	29.5	10	4

NUT FOR CAP
ECROU DE NEZ
DADO PER TESTATA

Material: Stainless steel AISI 304
Matière: Inox AISI 304
Materiale: Inox AISI 304

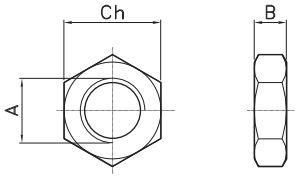

CODE	Ø
DIB16x1,5	16
DIB22x1,5	20-25

Ø	A	B	Ch
16	M16x1,5	8	24
20-25	M22x1,5	10	32

NUT FOR ROD
ECROU DE TIGE
DADO PER STELO

Material: Stainless steel AISI 304
Matière: Inox AISI 304
Materiale: Inox AISI 304

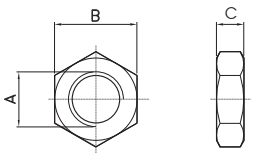

CODE	Ø
DIN6	16
DIN8	20
DIN10x1,5	25

Ø	A	B	Ch
16	M6	10	5
20	M8	13	6.5
25	M10x1,25	17	8

ROD ENDS
CHAPE DE TIGE ROTULEE
TESTA A SNODO

Material: Stainless steel AISI 304
Matière: Inox AISI 304
Materiale: Inox AISI 304

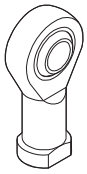

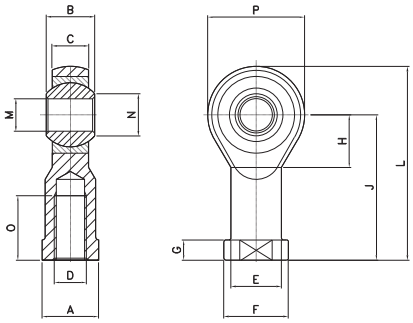

CODE	Ø
AR4187016	16
AR4187020	20
AR4187025	25

Ø	A	B	C	D	E	F	G	H	J	L	M	N	O	P
12-16	11	9	6.75	M6	10	13	5	11	30	40	6	8.9	12	20
20	14	12	9	M8	12.5	16	5	13	36	48	8	10.4	16	24
25	17	14	10.5	M10x1.25	15	19	6.5	15	43	57	10	12.9	20	28

YOKE WITH PIVOT
CHAPE DE TIGE AVEC AXE
FORCELLA CON PERNO

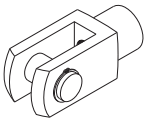

Material: Stainless steel AISI 303
Matière: Inox AISI 303
Materiale: Inox AISI 303

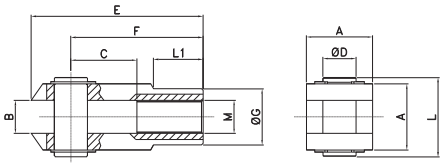

CODE	Ø
AR4216	16
AR4217	20
AR4218	25

Ø	A	B	C	D	E	F	G	M	L	L1
12-16	12	6	12	6	31	24	10	M6	17	9
20	16	8	16	8	42	32	14	M8	21	12
25	20	10	20	10	52	40	18	M10x1.25	25	15



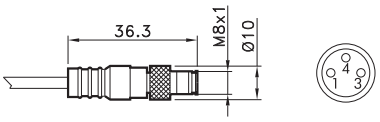

4= black / **noire** / *nero*
1= brown / **brun** / *marrone*
3= blue / **bleu** / *azzurro*

T SWITCH / **CAPTEUR EN T** / *SENSORE A T*

CODE	
AR4023010	REED (MT.2,5) / **REED (MT.2,5)** / *REED (MT.2,5)*
AR4023020	HALL (MT.2,5) / **HALL (MT.2,5)** / *HALL (MT.2,5)*
AR4023110	REED + M8 (CM 30) / **REED + M8** / *REED + M8 (CM 30)*
AR4023120	HALL + M8 (CM 30) / **HALL + M8** / *HALL + M8 (CM 30)*

For technical data see page 1.62
Pour les données techniques, voir page 1.62
Per i dati tecnici vedere pag. 1.62

ADAPTOR FOR T SWITCH
ADAPTATEUR CAPTEUR EN T
ADATTATORE SENSORE A T

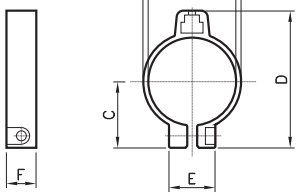

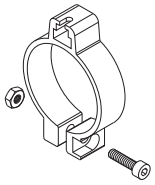

CODE	Ø
AR4199016	16
AR4199020	20
AR4199025	25

Ø	A	B	C	D	E	F
16	17.3	20.3	15.3	32.1	12.3	9
20	21.3	24.3	17.4	36.2	14	9
25	26.5	29.5	20	41.4	14	9