Materiale: Acciaio
Material: Steel

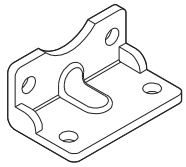

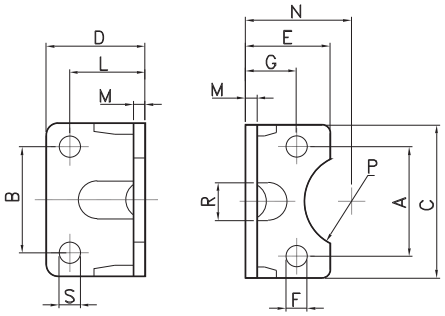

PIEDINO / PEDESTAL

CODE	Ø
AR4152032	32
AR4152040	40
AR4152050	50
AR4152063	63
AR4152080	80
AR4152100	100
AR4152125	125
AR4152160	160
AR4152200	200
AR4152250	250

con viti di fissaggio, aggiungere "V"
esempio: AR4152032V

with screws for fixing, to add "V"
example: AR4152032V

Ø	A	B	C	D	E	F	G	L	M	N	P	R	S	Peso (g)
32	32.5	32	45	35	30	7	15.75	24	4	32	15	11	7	66
40	38	36	52	36	30	7	17	28	4	36	17.5	15	9	78
50	46.5	45	65	47	36	9	21.75	32	5	45	20	16	9	168
63	56.5	50	75	45	35	9	21.75	32	5	50	22.5	18	9	190
80	72	63	95	55	47	11	27	41	6	63	22.5	17	12	382
100	89	75	115	57	53	11	26.5	41	6	71	27.5	24	14	452
125	110	90	140	70	70	14	35	45	8	90	30	–	16	1090
160	140	115	180	75	100	18	45	60	9	115	32.5	–	18	1188
200	175	135	220	100	100	18	47.5	70	12	135	37.5	–	22	3450
250	220	165	270	100	150	22	55	75	14	165	45	–	26	6600

Materiale: Acciaio
Material: Steel

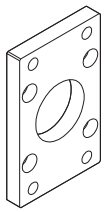

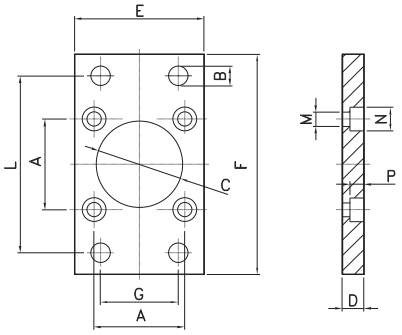

FLANGIA / FLANGE

CODE	Ø
AR4151032	32
AR4151040	40
AR4151050	50
AR4151063	63
AR4151080	80
AR4151100	100
AR4151125	125
AR4151160	160
AR4151200	200
AR4151250	250

con viti di fissaggio, aggiungere "V"
esempio: AR4151032V

with screws for fixing, to add "V"
example: AR4151032V

Ø	A	B	C	D	E	F	G	L	M	N	P	Peso (g)
32	32,5	7	30	10	45	80	32	64	6,5	10,5	6,5	190
40	38	9	35	10	52	90	36	72	6,5	10,5	6,5	246
50	46,5	9	40	12	65	110	45	90	8,5	13,5	8,5	478
63	56,5	9	45	12	75	120	50	100	8,5	13,5	8,5	622
80	72	12	45	16	95	150	63	126	10,5	16,5	10,5	1430
100	89	14	55	16	115	170	75	150	10,5	16,5	10,5	1986
125	110	16	60	20	140	205	90	180	13,5	20	12,5	3750
160	140	18	65	20	180	260	115	230	17	25	16,5	6350
200	175	22	75	25	220	300	135	270	17	25	16,5	11350
250	220	26	90	25	280	390	165	330	22,5	33	20	20100

Materiale: Alluminio
Material: Aluminium

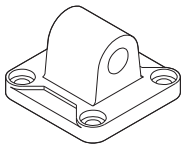

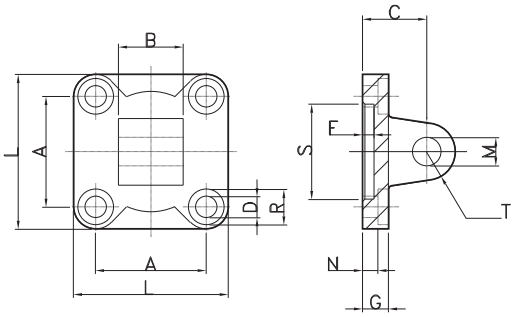

CERNIERA MASCHIO / MALE HINGE

CODE	Ø
AR4149032	32
AR4149040	40
AR4149050	50
AR4149063	63
AR4149080	80
AR4149100	100
AR4149125	125
AR4149160	160
AR4149200	200
AR4149250	250

con viti di fissaggio, aggiungere "V"
esempio: AR4149032V

with screws for fixing, to add "V"
example: AR4149032V

Ø	A	B	C	D	F	G	L	M	N	R	S	T	Peso (g)
32	32.5	26	22	6.6	5	9	45	10	5.5	11	30	10	54
40	38	28	25	6.6	5	9	52	12	5.5	11	35	12	76
50	46.5	32	27	9	5	11	65	12	6.5	15	40	12	124
63	56.5	40	32	9	5	11	75	16	6.5	15	45	16	212
80	72	50	36	11	5	14	95	16	10	18	45	16	420
100	89	60	41	11	5	14	115	20	10	18	55	20	666
125	110	70	50	14	7	20	140	25	10	20	60	25	1264
160	140	90	55	18	7	20	180	30	10	26	65	25	1846
200	175	90	60	18	7	25	220	30	11	26	75	25	2950
250	220	110	70	22	11	25	270	40	=	=	90	40	6200

Materiale: Alluminio
Material: Aluminium

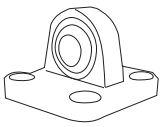

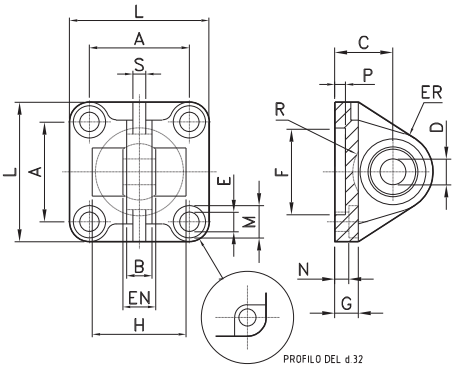

CERNIERA MASCHIO CON TESTINA SNODATA
MALE HINGE WITH ARTICULATED HEAD

CODE	Ø
AR4226032	32
AR4226040	40
AR4226050	50
AR4226063	63
AR4226080	80
AR4226100	100
AR4226125	125

con viti di fissaggio, aggiungere "V"
esempio: AR4226032V

with screws for fixing, to add "V"
example: AR4226032V

Ø	A ±0.2	B max	C JS15	D H7	EN −0.1	ER max	F H11	G	E H13	L	M H13	N ±0.2	P	H ±0.5	R ±0.5	Peso (g)
32	32,5	10,5	22	10	14	16	30	9	6,6	45	11	5,5	5	=	=	62
40	38	12	25	12	16	19	35	9	6,6	52	11	5,5	5	=	=	100
50	46,5	15	27	16	21	21	40	11	9	65	15	6,5	5	51	19	180
63	56,5	15	32	16	21	24	45	11	9	75	15	6,5	5	=	=	244
80	72	18	36	20	25	28,5	45	14	11	95	18	10	5	70	24	476
100	89	18	41	20	25	30	55	14	11	115	18	10	5	=	=	646
125	110	25	50	30	37	40	60	20	13,5	140	20	10	7	=	=	1410

Materiale: Alluminio
Material: Aluminium

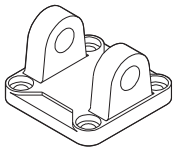

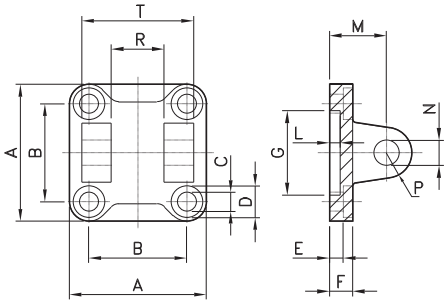

CERNIERA FEMMINA / FEMALE HINGE

CODE	Ø
AR4147032	32
AR4147040	40
AR4147050	50
AR4147063	63
AR4147080	80
AR4147100	100
AR4147125	125
AR4147160	160
AR4147200	200
AR4147250	250

con viti di fissaggio, aggiungere "V"
esempio: AR4147032V

with screws for fixing, to add "V"
example: AR4147032V

Ø	A	B	C	D	E	F	G	L	M	N	P	R	T	Peso (g)
32	45	32,5	6,6	11	5,5	9	30	5	22	10	10	26	45	48
40	52	38	6,6	11	5,5	9	35	5	25	12	12	28	52	75
50	65	46,5	9	15	6,5	11	40	5	27	12	12	32	60	124
63	75	56,5	9	15	6,5	11	45	5	32	16	16	40	70	192
80	95	72	11	18	10	14	45	5	36	16	16	50	90	380
100	115	89	11	18	10	14	55	5	41	20	20	60	110	620
125	140	110	14	20	10	20	60	7	50	25	25	70	130	1180
160	180	140	18	26	10	20	65	7	55	30	25	90	170	1780
200	220	175	18	26	11	25	75	7	60	30	25	90	170	2900
250	270	220	22	–	–	25	90	–	70	40	40	110	200	5800

Materiale: Alluminio
Material: Aluminium

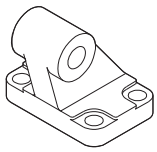

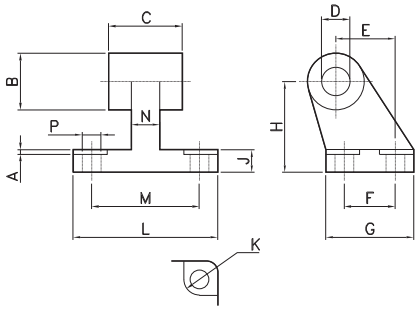

ARTICOLAZIONE A SQUADRA
SQUARE JOINT

CODE	Ø
AR4156032	32
AR4156040	40
AR4156050	50
AR4156063	63
AR4156080	80
AR4156100	100
AR4156125	125
AR4156160	160
AR4156200	200

con viti di fissaggio, aggiungere "V"
esempio: AR4156032V

with screws for fixing, to add "V"
example: AR4156032V

Ø	A	B	C	D	E	F	G	H	J	K	L	M	N	P	Peso (g)
32	1.6	20	26	10	21	18	31	32	8	11	51	38	10	6.6	56
40	1.6	22	28	12	24	22	35	36	10	11	54	41	15	6.6	80
50	1.6	26	32	12	33	30	45	45	12	15	65	50	16	9	142
63	1.6	30	40	16	37	35	50	50	14	15	67	52	16	9	200
80	2.5	30	50	16	47	40	60	63	14	18	86	66	20	11	312
100	2.5	38	60	20	55	50	70	71	17	18	96	76	20	11	510
125	3.2	45	70	25	70	60	90	90	20	20	124	94	30	14	826
160	4	63	90	30	97	88	126	115	25	20	156	118	36	14	2600
200	4	63	90	30	105	90	130	135	30	26	162	122	40	18	3250

Materiale: Acciaio
Material: Steel

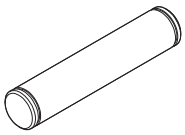

PERNO PER CERNIERA / PIVOT FOR HINGE

CODE	Ø
AR4150032	32
AR4150040	40
AR4150050	50
AR4150063	63
AR4150080	80
AR4150100	100
AR4150125	125
AR4150160	160
AR4150200	200
AR4150250	250

completa di n° 2 seeger
complete of n° 2 seegers

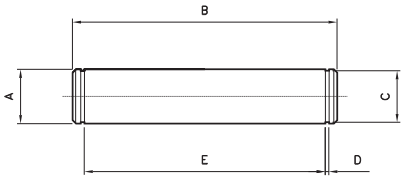

Ø	A	B	C	D	E	Peso (g)
32	10	53	9.6	1.1	46	32
40	12	60	11.5	1.1	53	52
50	12	68	11.5	1.1	61	60
63	16	78	15.2	1.1	71	122
80	16	98	15.2	1.1	91	152
100	20	118	19	1.3	111	290
125	25	139	23.9	1.3	132	530
160	30	178	28.6	1.6	171.5	978
200	30	178	28.6	1.6	171.5	978
250	40	211	37.5	1.85	202	2100

Materiale: Alluminio
Material: Aluminium

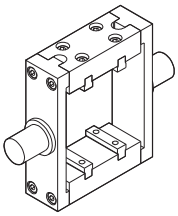

CERNIERA INTERMEDIA PER CY
INTERMEDIATE HINGE FOR CY

CODE	Ø
AR4158032	32
AR4158040	40
AR4158050	50
AR4158063	63
AR4158080	80
AR4158100	100
AR4158125	125

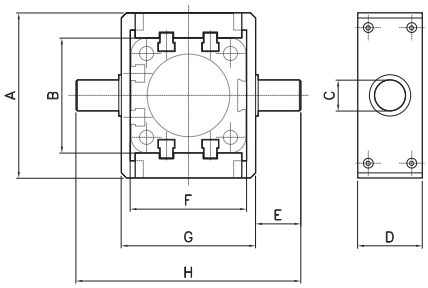

Ø	A	B	C	D	E	F	G	H
32	65	44.6	12	25	17.5	45	52	87
40	74.8	50.8	16	25	21.5	50.8	62	105
50	90.3	60.3	16	25	21.5	60.6	74	117
63	94.5	70.5	20	30	23.5	70	91	138
80	109.3	87.5	20	30	23.5	87.2	111	158
100	134	106.6	25	40	33	106.2	129	195
125	160	132.6	25	40	33	132.1	156.7	222.7

Materiale: Acciaio
Material: Steel

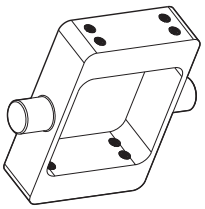

CERNIERA INTERMEDIA PER CZ
INTERMEDIATE HINGE FOR CZ

CODE	Ø
AR4279032	32
AR4279040	40
AR4279050	50
AR4279063	63
AR4279080	80
AR4279100	100
AR4279125	125

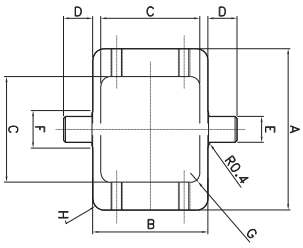

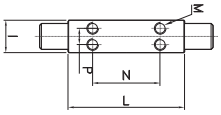

Ø	A	B	C	D	E	F	G	H	I	L	M	N	P	Peso (g)
32	70	50	45	12	12	–	5	4	18	50	M5	32.5	7	250
40	78	62	51	16	16	20	5	5	20	63	M5	38	8	410
50	91	74	60.8	16	16	20	6	6	20	75	M6	46.5	8	530
63	94	88	70.5	20	20	25	6	6	25	90	M6	56.5	12	775
80	130	109	87.5	20	20	25	7	7	25	110	M8	72	12	1430
100	145	130	107	25	25	30	8	8	30	132	M8	89	15	1950
125	154	155	133	25	25	32	11	11	32	160	M10	110	15	1600

Materiale: Alluminio
Material: Aluminium

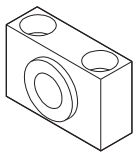

SUPPORTO PER CERNIERA INTERMEDIA
SUPPORT FOR INTERMEDIATE HINGE

CODE	Ø
AR4159032	32
AR4159040	40-50
AR4159063	63-80
AR4159100	100-125

Il codice si riferisce a n°2 pezzi
Con viti di fissaggio, aggiungere "V"
esempio: AR4159032V

The code included n°2 pieces.
With screws for fixing, to add "V"
example: AR4159032V

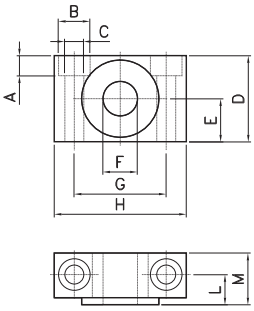

Ø	A	B	C	D	E	F	G	H	L	M	Peso (g)
32	7	11	6.6	30	15	12	32	46	10.5	18	100
40–50	9	15	9	36	18	16	36	55	12	21	150
63–80	11	18	11	40	20	20	42	65	13	23	234
100–125	13	20	14	50	25	25	50	75	16	28.5	435

Materiale: Acciaio
Material: Steel

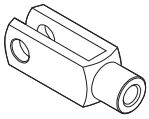

FORCELLA
YOKE

CODE	Ø	
AR40673	32	
AR40674	40	
AR40675	50-63	
AR40676	80-100	
AR40678	125	completo di perno / complete of pivot
AR40679	160-200	completo di perno / complete of pivot

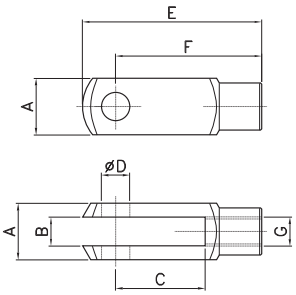

Ø	A	B	C	D	E	F	G	Peso (g)
32	20	10	20	10	52	40	M10x1.25	72
40	24	12	24	12	62	48	M12x1.25	115
50–63	32	16	32	16	83	64	M16x1.5	270
80–100	40	20	40	20	105	80	M20x1.5	550
125	55	30	54	30	148	110	M27x2	1600
160–200	70	35	72	35	188	144	M36x2	3270

Materiale: Acciaio
Material: Steel

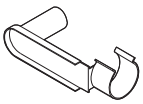

CLIPS PER FORCELLA
CLIPS FOR YOKE

CODE	Ø
AR40683	32
AR40684	40
AR40685	50-63
AR40686	80-100

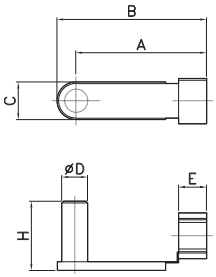

Ø	A	B	C	D	E	H	Peso (g)
32	37	47	15	10	10	26	19
40	45	54	16	12	12	32	30
50–63	60	73	24	16	14	40	70
80–100	77	91	26.5	20	16	48	130

Materiale: Acciaio
Material: Steel

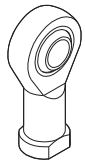

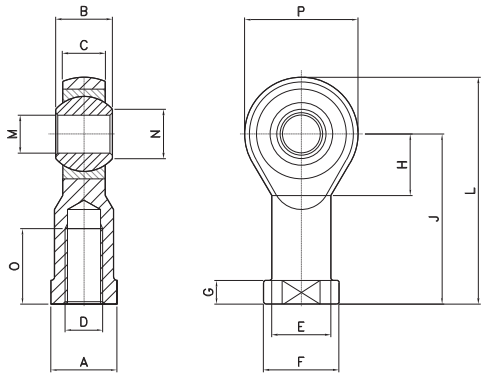

TESTA A SNODO
ROD ENDS

CODE	Ø
AR40660	32
AR40662	40
AR40665	50-63
AR40666	80-100
AR40667	125
AR40669	160-200
AR40668	250

Ø	A	B	C	D	E	F	G	H	J	L	M	N	O	P
32	17	14	10.5	M10x1.25	15	19	6.5	15	43	57	10	12.9	20	28
40	19	16	12	M12x1.25	17.5	22	6.5	17	50	66	12	15.4	22	32
50–63	22	21	15	M16x1.5	22	27	8	23	64	85	16	19.3	28	42
80–100	30	25	18	M20x1.5	27.5	34	10	27	77	102	20	24.3	33	50
125	41	37	25	M27x2	40	50	15	36	110	145	30	34.8	51	70
160–200	50	43	28	M36x2	46	58	17	41	125	165	35	37.7	56	80
250	55	49	33	M42x2	53	65	19	45	142	187.5	40	45.2	60	91

Materiale: Acciaio
Material: Steel

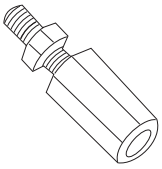

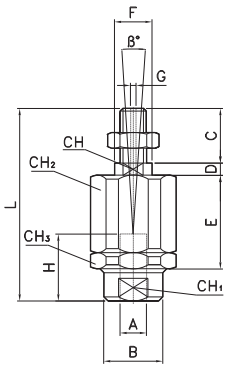

GIUNTO AUTOALLINEANTE
SELF-ALIGNING JOINT

CODE	Ø
AR40689	32
AR40691	40
AR40693	50-63
AR40694	80-100

Ø	A	B	C	D	E	F	G	H	L	CH	CH₁	CH₂	CH₃	ß°
32	M10x1.25	22	20	5	35	14	2	20	71	12	19	30	32	10
40	M12x1.25	22	24	5	35	14	2	20	75	12	19	30	32	10
50–63	M16x1.5	32	32	8	54	22	2	32	103	20	30	41	45	10
80–100	M20x1.5	32	40	8	54	22	2	40	119	20	30	41	45	10

Materiale: Acciaio
Material: Steel

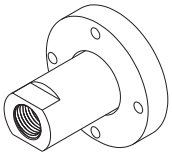

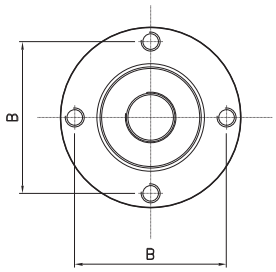

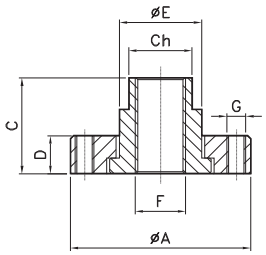

GIUNTO FLOTTANTE
FLOATING JOINT

CODE	Ø
KU0017020	20
KU0017025	25
KU0017032	32
KU0017040	40
KU0017050	50-63
KU0017080	80-100

Ø	øA	B	C	D	øE	F	G	Ch
16	28.5	22.5	15	6	11	M5	M5	8
20	31.5	25.5	18	7.5	14	M8	M5	12
25	31.5	25.5	18	7.5	14	M10	M5	12
32	38	31	19	11	17	M10	M5	15
40	38	31	19	11	17	M12	M5	15
50–63	57	48	27	12	26	M16	M6	20
80–100	63	54	27	12	32	M20	M6	26

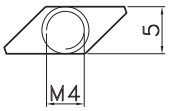



PIASTRINA FISSAGGIO VALVOLA SU CILINDRO CY
VALVE FIXING PLAQUE ON CYLINDER CY

CODE	
AR4213	senza viti / without screws
AR4213V	con viti per VY / with screws for VY

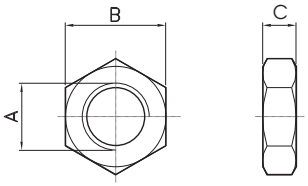

DADO PER STELO
NUT FOR ROD

CODE	Ø	A	B	C
DAD10X1.25	32	M10X1.25	17	8
DAD12X1.25	40	M12X1.25	19	6
DAD16X1.25	50-63	M16X1.5	22	6
DAD20X1.5	80-100	M20X1.5	30	8
DAD27X2	125	M27X2	41	12
DAD36X2	160-200	M36X2	55	18

Materiale: Alluminio
Material: Aluminium

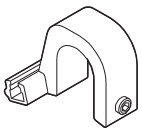

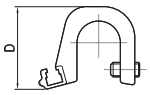

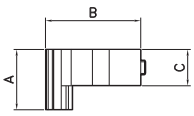

ADATTATORE SENSORE A "T" PER CILINDRO SERIE CW E CQ
ADAPTOR FOR "T" SWITCH FOR CYLINDER SERIES CW AND CQ

CODE	Ø
AR420080	160-200
AR4200125	250

Ø	A	B	C	D
160-200	25	38	15	30
250	25	40	15	35

SENSORE OVALE
OVAL SWITCH



DATI TECNICI / TECHNICAL DATA	REED	HALL
Tipo sensore / Sensor type	Reed NA / NO	PNP NA/NO
Grado di protezione / Protection class	IP 67	IP 67
Temper. Di impiego / Working temp.	-10C° +70C°	-10C° +70C°
Materiale custodia / Housing material	PA	PA
Materiale guaina / Sheath material	PVC	PVC
Tensione di alimentazione / Power supply	3-30 VAC/VDC	Hall 6-30 VDC
Corrente di commutazione / Switching current	0,2 A	0,2 A
Caduta di tensione / ON voltage drop	<3 V	<1 V
Punto di lavoro nominale / Nominal operate poin	20 - 25 AT	40 Gauss (34 - 46 Gauss)
Differenza ON-OFF / ON-OFF differential	5 -10 AT	5 - 15 Gauss
Tempo inserzione / On time	0,5mS	0,8 uS
Tempo disinserzione / Off time	0,1mS	0,3 uS
Configurazione circuiti / Wiring schematics	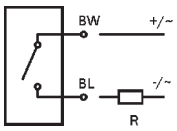	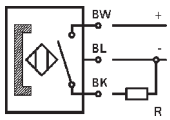
Connettore M8 / M8 connector	4=azzurro / blue 1=marrone / brown	4=nero / black 1=marrone / brown 3=azzurro / blue

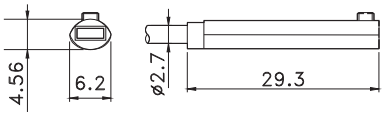

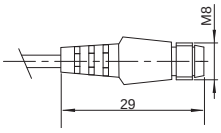

4=nero / black
1=marrone / brown
3=azzurro / blue

CODE	
AR4019010	REED (MT.2,5) / REED (MT.2,5)
AR4019020	HALL (MT.2,5) / HALL (MT.2,5)
AR4019110	REED + CONNETTORE M8 (CM 30) / REED + M8 CONNECTOR
AR4019120	HALL + CONNETTORE M8 (CM 30) / HALL + M8 CONNECTOR

SISTEMA DI MONTAGGIO / **SYSTEM OF ASSEMBLY**

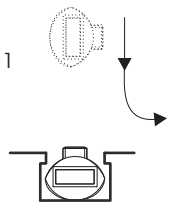

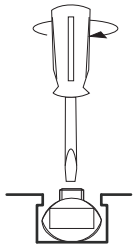

SENSORE A T
T SWITCH



DATI TECNICI / TECHNICAL DATA	REED	HALL
Tipo sensore / Sensor type	Reed NA / NO	PNP NA/NO
Grado di protezione / Protection class	IP 67	IP 67
Temper. Di impiego / Working temp.	-10C° +70C°	-10C° +70C°
Materiale custodia / Housing material	PA	PA
Materiale guaina / Sheath material	PVC	PVC
Tensione di alimentazione / Power supply	3-30 VAC/VDC	Hall 6-30 VDC
Corrente di commutazione / Switching current	0,2 A	0,2 A
Caduta di tensione / ON voltage drop	<3 V	<1 V
Punto di lavoro nominale / Nominal operate poin	20 - 25 AT	40 Gauss (34 - 46 Gauss)
Differenza ON-OFF / ON-OFF differential	5 -10 AT	5 - 15 Gauss
Tempo inserzione / On time	0,5mS	0,8 uS
Tempo disinserzione / Off time	0,1mS	0,3 uS
Configurazione circuiti / Wiring schematics	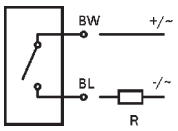	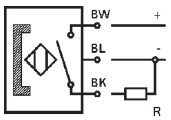
Connettore M8 / M8 connector	4=azzurro / blue 1=marrone / brown	4=nero / black 1=marrone / brown 3=azzurro / blue

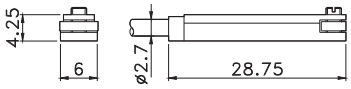

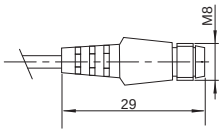

4=nero / black
1=marrone / brown
3=azzurro / blue

CODE	
AR4023010	REED (MT.2,5) / REED (MT.2,5)
AR4023020	HALL (MT.2,5) / HALL (MT.2,5)
AR4023110	REED + CONNETTORE M8 (CM 30) / REED + M8 CONNECTOR
AR4023120	HALL + CONNETTORE M8 (CM 30) / HALL + M8 CONNECTOR

SISTEMA DI MONTAGGIO / **SYSTEM OF ASSEMBLY**

1

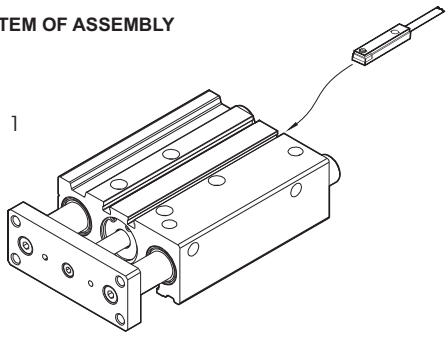
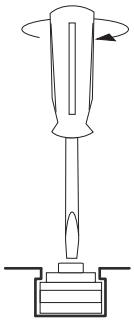
2